



## Mould Temperature Controller

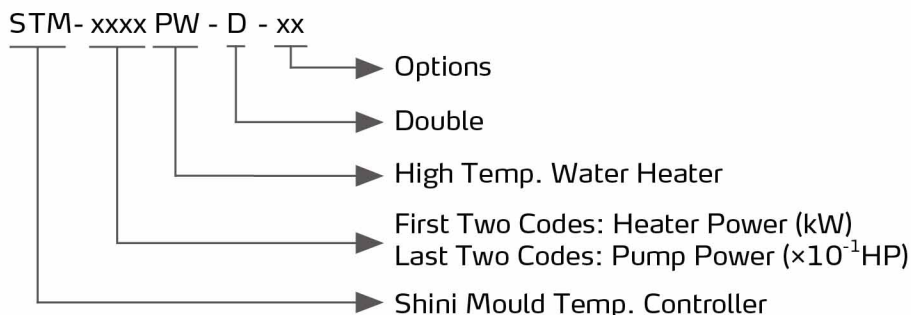
STM-1220PW-D



Refer carefully to this manual before operation.

# STM-PW-D Series

## ■ Coding Principle



Control Panel

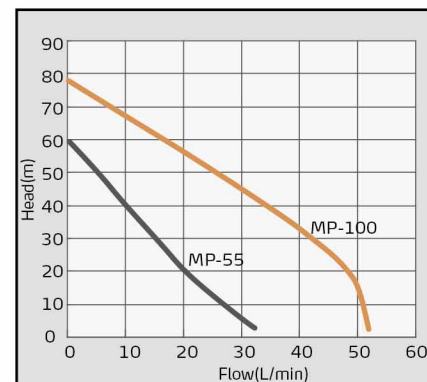
## ■ Features

- The maximum heating temperature is 180°C.
- 4.3" Touch screen controller with easy to use HMI and clean display.
- Adopt SSR solid-state relay controller.
- Adopt plate heat exchanger for direct cooling and accurate temperature control, and the low water viscosity makes quick heat exchange.
- P.I.D controller with 4.3" LCD with a user-friendly interface. The multi-stage controller can maintain stable mould temperature with a precision of  $\pm 0.5^{\circ}\text{C}$ .
- Isolated electric cabinet to extend the service life of internal electrical appliances
- In build weekly timer with  $^{\circ}\text{C}/^{\circ}\text{F}$ . unit conversion.
- In build multiple safety with display and alarm buzzer, such as reverse phase, pump overload, overheat, and low water pressure.
- Built-in magnetic pump without seal.
- RS485 communication interface achieves centralized monitoring with the host.
- Equipped with water level probe and high-pressure plunger pump that could accurately detect the water level, and refill during high-pressure as to avoid empty water system.
- Equipped with a pressure sensor that can be visually displayed on the controller
- Equipped with USB interface for real-time data recording and local data backup

## ■ Options

- For models optional with magnetic filter to prolong the service life the magnetic pump, and add "MF" at the end of the model code.
- For models optional with mold temperature and mold return water temperature display, and add "TS" at the end of the model code.
- For models optional with automatic air-blowing function, add "A" at the end of the model code.
- For models optional with the circuit breaker, add "CB" at the end of the model code.

## ■ Performance Curve



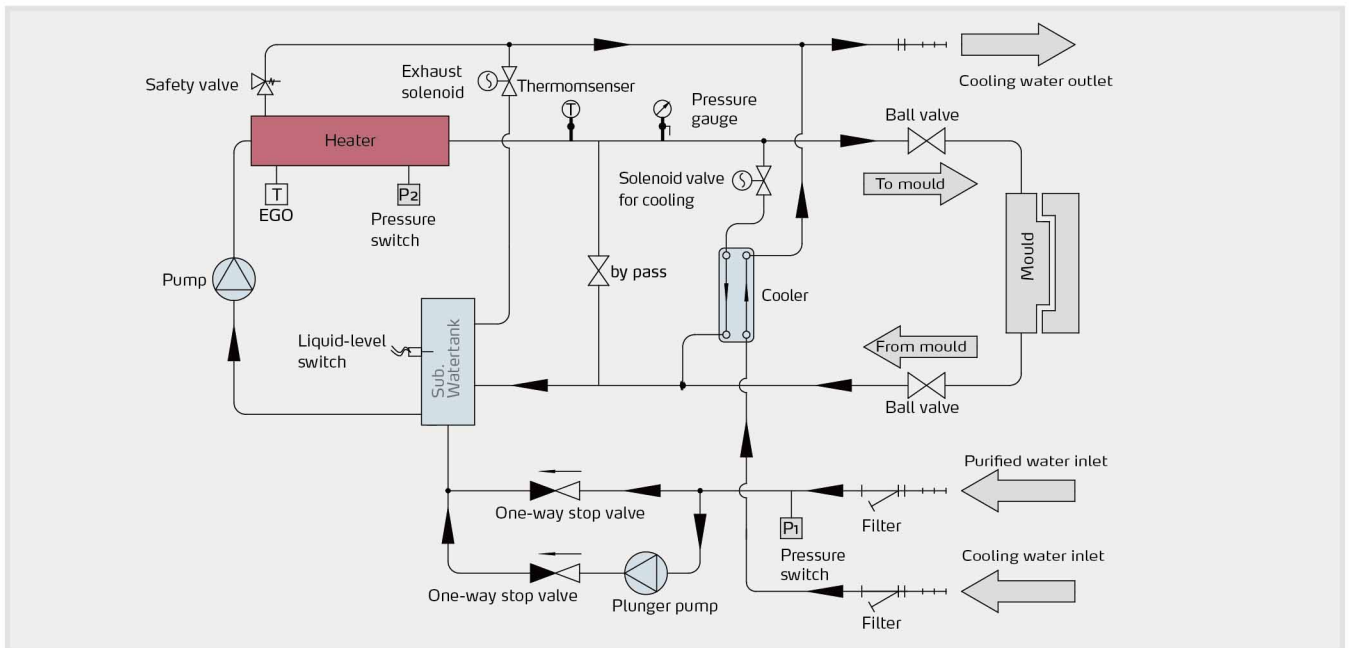
50Hz-cycles/2800r/min-rpm-tr/min

## Application

STM-PW-D series high temp. water heaters are mainly used for mould heating and mould temperature maintaining. Besides, it is also applicable to fields with other similar demands.

Compared with the STM-W water heater, this series is able to meet wider production demands under higher heating temperature (180°C) condition. Besides, there are many options and accessories for this series of machine that can meet different production demands.

## Working Principle



STM-PW System flow chart

## Specifications

Model	Max. Temp.	Heater (kW)	Pump Power (kW)	Max. pump Flow(L/min)	Max. pump Pressure (bar)	Heating Tank Number	Capacity (L)		Cooling Method	Inlet/Outlet (inch)	Dimensions(mm) (H × W × D)	Weight (kg)
							Heating Tank	Sub. water tank				
STM-607PW-D	180°C	6×2	0.6×2	25.5	4.8×2	2	3.2×2	1.4×2	Indirect	3/4 / 3/4	1250×550×1150	155
STM-1220PW-D		12×2	1.05×2	50	5.8×2	2	3.2×2	1.4×2		3/4 / 3/4		

- Notes: 1) To ensure stable water temperature, cooling water pressure should not be less than 2kgf/cm<sup>2</sup>, but also no more than 5kgf/cm<sup>2</sup>.  
 2) Pump testing standard: Power of 50/60Hz, purified water at 20°C/68°F. (There is ±10% tolerance for either max. flowrate or max. pressure).  
 3) Power supply: 3Φ, 230/400/460/575VAC, 50/60Hz.

We reserve the right to change specifications without prior notice.

## Shini Group

Addr: No. 23, Minhe St., Shulin Dist.,  
New Taipei, Taiwan

Tel: +886 2 2680 9119

Fax: +886 2 2680 9229

Email: [shini@shini.com](mailto:shini@shini.com)

### Factories:

- Taiwan
- Dongguan
- Pinghu
- Ningbo
- Chongqing
- Pune

2023-03-15-04 Copyrights Reserved.

[www.shini.com](http://www.shini.com)