



"Multi-station" Hopper Loader

SAL-5HP-UG124 & SHR-12U-S

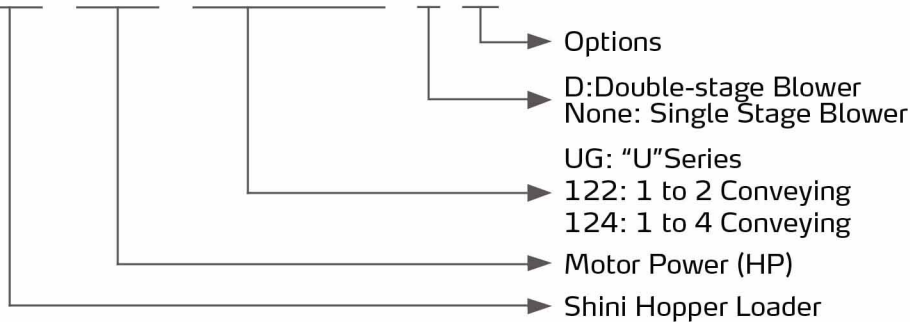


Refer carefully to the manual before operation.

SAL-UG122/UG124 Series

Coding Principle

SAL - xxHP - UG122/124 - D -xx



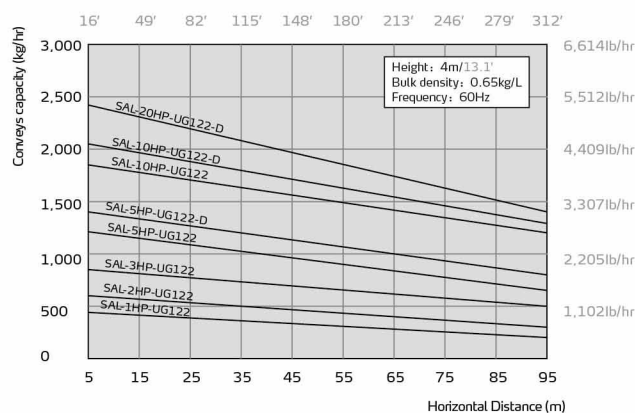
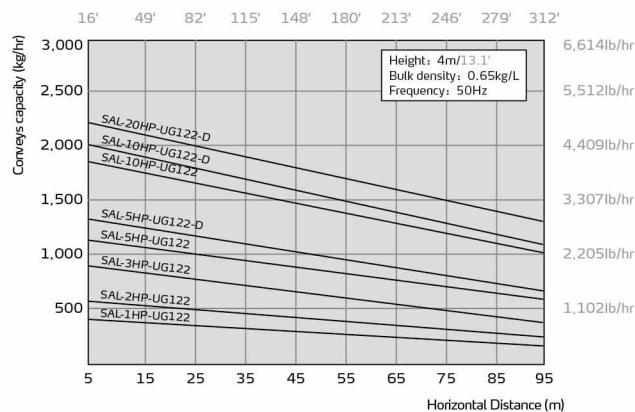
Features

- One main vacuum unit for 2 or 4 hopper receivers, suitable for height or long-distance conveying.
- Two-stage cyclone and filter technology with large dust bin for quick and easy maintenance.
- Standard vacuum breaking valve for quick material discharge, maximize load, and energy consumption.
- Industrial grade safety plug ensures safe and reliable operation.



Vacuum breaking valve

Conveying Capacity (SAL-UG122)



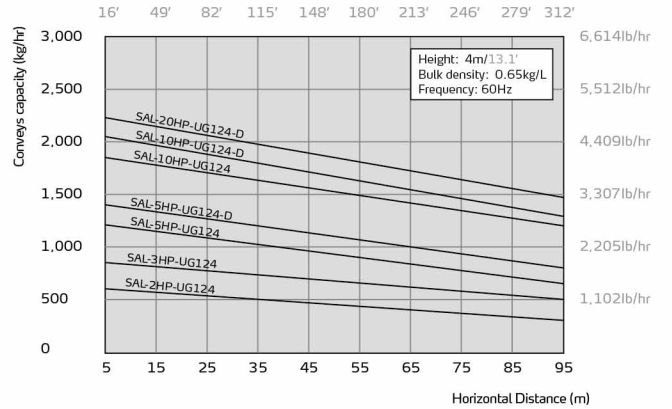
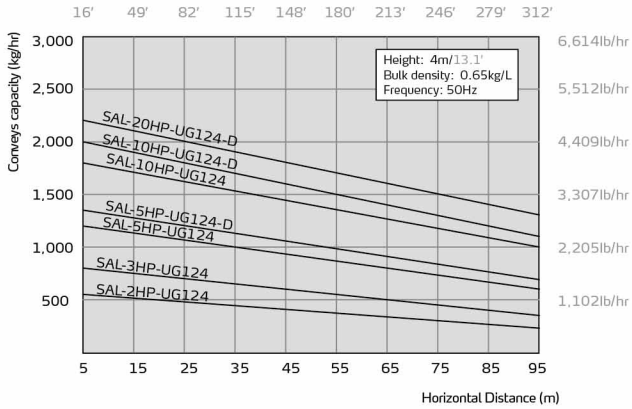
Options

Air accumulator auto purging device

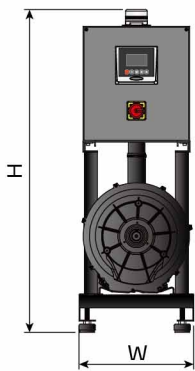


SAL-UG122/124 Series

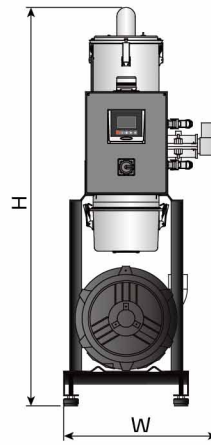
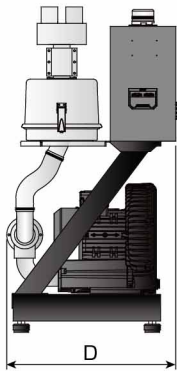
Conveying Capacity (SAL-UG124)



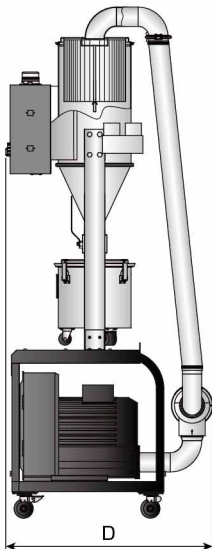
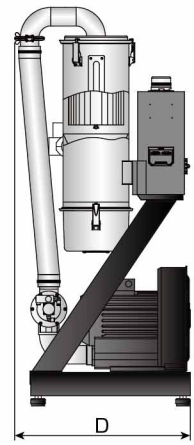
SAL-UG122 Outline Drawing



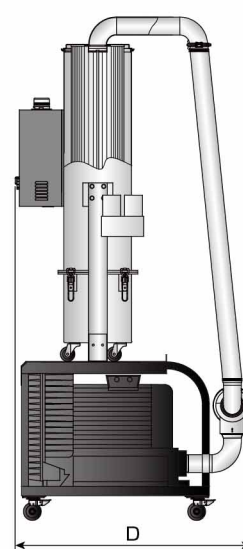
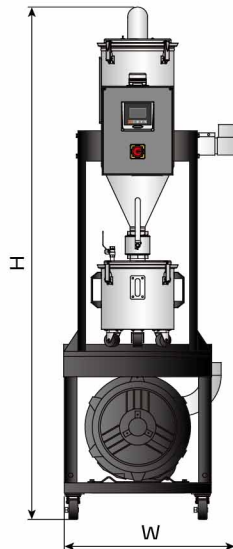
SAL-1HP/2HP/3HP-UG122



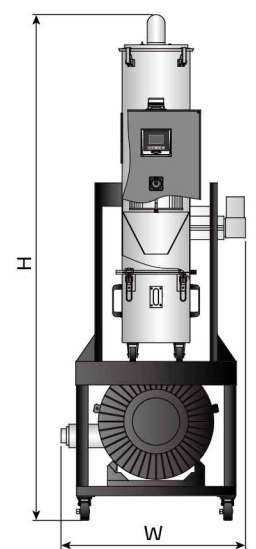
SAL-5HP-UG122(-D)




SAL-10HP-UG122(-D)



SAL-20HP-UG122-D



SAL-UG124 Outline Drawing



SAL-UG122 Specifications

Model	Main Unit				Hopper Receiver				Conveying Pipe Dia. (inch)	Vacuum Pipe Dia. (inch)	Conveying Capacity (50/60Hz)			
	Motor Power (kW, 50/60Hz)	Dimension H×W×D		Weight		Applied to	Capacity				Weight		kg/hr	lb/hr
		mm	inch	kg	lb		L	gal			kg	lb		
SAL-1HP-UG122	0.75/0.85	988×350×515	38.9×13.8×20.3	52	115	SHR-3U-S×2	3	0.8	4.5	9.9	1.5	2	400/440	882/969
SAL-2HP-UG122	1.5/1.8			56	123	SHR-6U-S×2	6	1.6	7.5	17	1.5	2	550/600	1213/1322
SAL-3HP-UG122	1.85/2.0			60	132	SHR-12U-S×2					1.5	2	800/850	1764/1873
SAL-5HP-UG122	3.75/4.2	1359×523×600	53.5×20.6×23.6	175	386	SHR-12U-S×2	12	3.2	9	20	1.5	2	1200/1210	2646/2666
SAL-5HP-UG122-D	3.4/3.8	1359×639×600	53.5×25.2×23.6	180	397	SHR-12U-S×2					1.5	2	1350/1400	2976/3084
SAL-10HP-UG122	7.5/8.6	2015×675×817	79.3×26.6×32.2	185	408	SHR-36U-S×2	36	9.5	12	26	2	2.5	1800/1850	3968/4076
SAL-10HP-UG122-D		2015×845×817	79.3×33.3×32.2	192	423	SHR-36U-S×2							2000/2050	4409/4516
SAL-20HP-UG122-D	13/15	2200×745×1000	86.6×29.3×39.4	246	542	SHR-48U-S×2	48	12.7	20	44	2.5	3	2200/2420	4850/5331

Notes: 1) Test condition of conveying capacity: Plastic material of bulk density 0.65kg/L(5.5lb/gal), dia. 3-5mm/0.12-0.2inch, vertical conveying height: 4m/13.1feet, horizontal conveying distance: 5m/16.4feet.
2) Power supply: 3Φ, 230/400/460/575V, 50/60Hz.

SAL-UG124 Specifications

Model	Main Unit				Hopper Receiver				Conveying Pipe Dia. (inch)	Vacuum Pipe Dia. (inch)	Conveying Capacity			
	Motor Power (kW, 50/60Hz)	Dimension H×W×D		Weight		Applied to	Capacity				Weight		kg/hr	lb/hr
		mm	inch	kg	lb		L	gal			kg	lb		
SAL-2HP-UG124	1.5/1.8	985×350×516	38.8×13.8×20.3	60	132	SHR-3U-S×4	3	0.8	4.5	9.9	1.5	2	550/600	1213/1322
SAL-3HP-UG124	1.85/2.0			65	143	SHR-6U-S×4	6	1.6	7.5	17	1.5	2	800/850	1764/1873
SAL-5HP-UG124	3.75/4.2	1384×620×571	54.5×24.4×22.5	175	386	SHR-12U-S×4	12	3.2	9	20	1.5	2	1200/1210	2646/2666
SAL-5HP-UG124-D	3.4/3.8	1384×659×571	54.5×25.9×22.5	180	397	SHR-12U-S×4					1.5	2	1350/1400	2976/3084
SAL-10HP-UG124	7.5/8.6	2020×765×836	79.5×30.1×32.9	185	408	SHR-36U-S×4	36	9.5	12	26	2	2.5	1800/1850	3968/4076
SAL-10HP-UG124-D		2020×934×836	79.5×36.8×32.9	192	423	SHR-36U-S×4							2000/2050	4409/4516
SAL-20HP-UG124-D	13/14.9	2200×840×1000	86.6×33×39.4	246	542	SHR-48U-S×4	48	12.7	20	44	2.5	3.0	2200/2250	4850/4960

Notes: 1) Test condition of conveying capacity: Plastic material of bulk density 0.65kg/L(5.5lb/gal), dia. 3-5mm/0.12-0.2inch, vertical conveying height: 4m/13.1feet, horizontal conveying distance: 5m/16.4feet.
2) Power supply: 3Φ, 230/400/460/575V, 50/60Hz.

Shini Group

Addr: No. 23, Minhe St., Shulin Dist.,
New Taipei, Taiwan

Tel: +886 2 2680 9119

Fax: +886 2 2680 9229

Email: shini@shini.com

Factories:

- Taiwan
- Dongguan
- Pinghu
- Ningbo
- Chongqing
- Pune